





Dimensions

	outside	inside
FRONT	1270 mm	1194 mm
BOTTOM	650 mm	574 mm
HIGH	967 mm	534 mm
Weight	99.5 kg	
Capacity	366 L / 12.9 ft ³	
Doors	1	
Shelves	3 + bottle opener	

Capacity

	500 ml: 331 units
	355 ml: 508 units
	40' Container: 54 equipment 53' Box: 72 equipment

Temperature

	-6° a -3°C 21° a 26.6°F
---	----------------------------

Electric System**Micromotor**

Shaded pole

*Optional high efficiency electronic

Thermostat

Electronic / Autodefrost

Power saving mode

Voltage

115 ± 10 %

